


City Pasadena Fire Department Notes

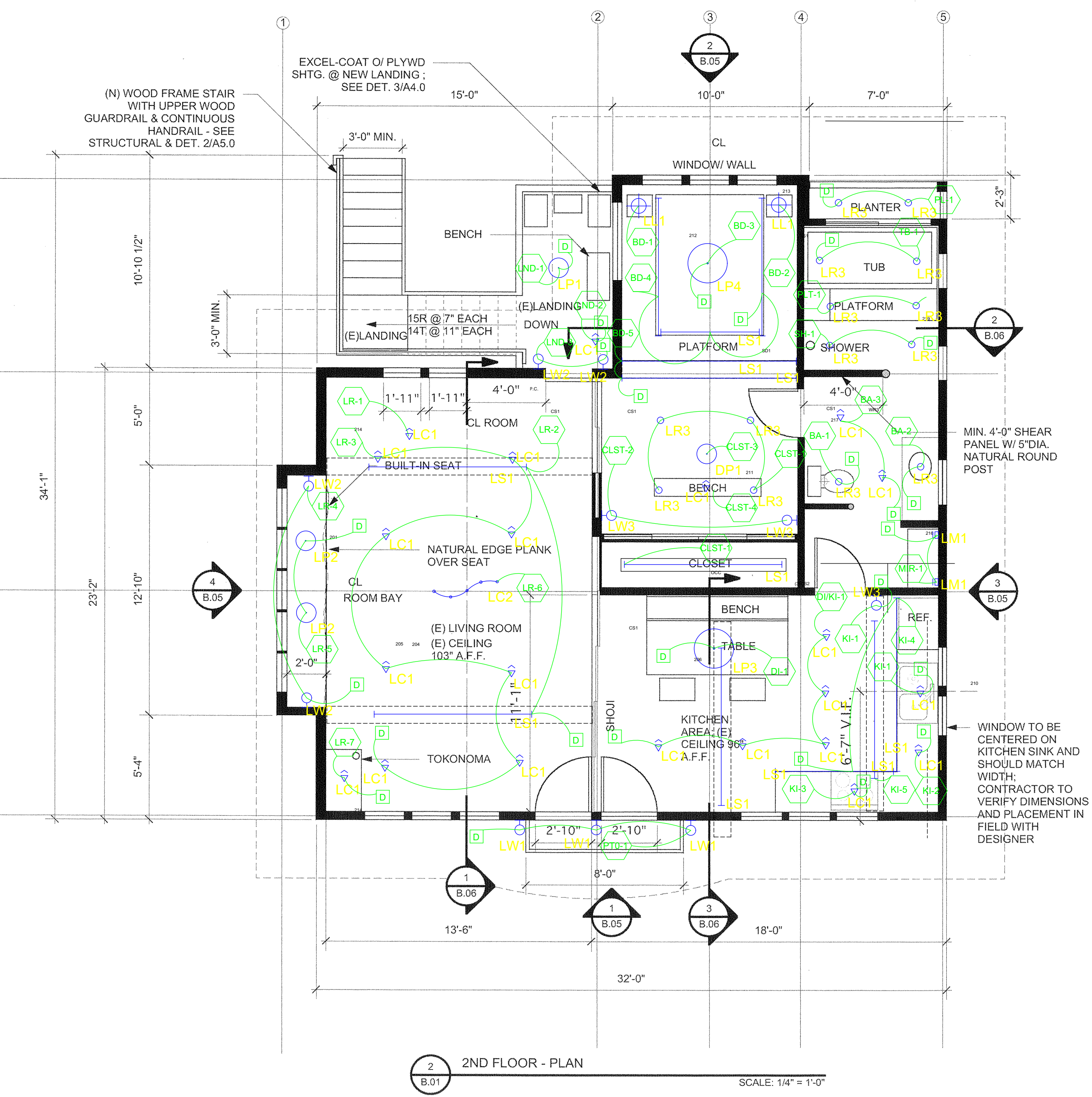
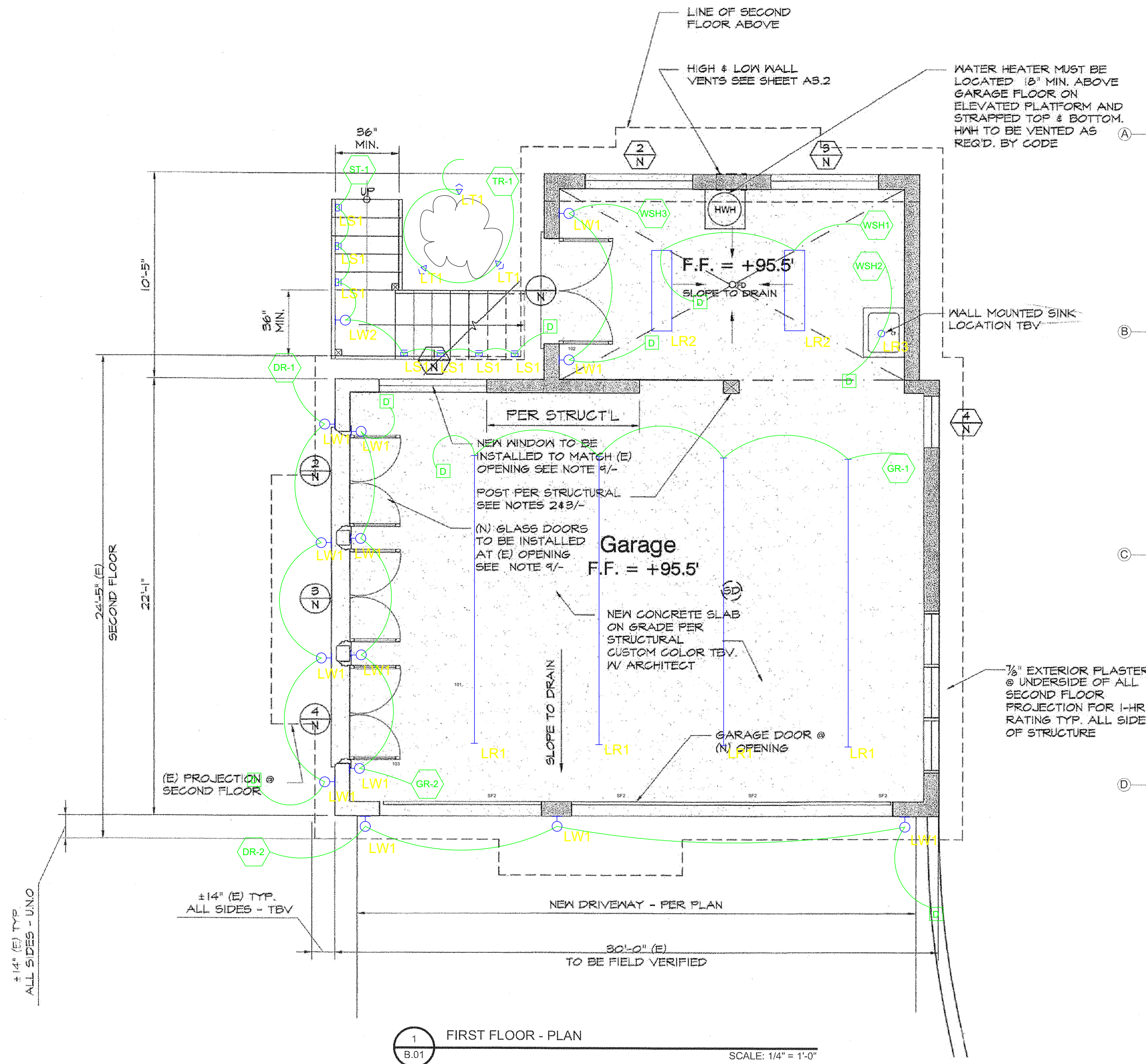
1. FIRE SPRINKLER SYSTEM TO BE INSTALLED AT GARAGE -SEE C.P.F.D. NOTE #3/A.-. SEE ALSO C.P.F.D. REQUIREMENTS/CONDITIONS OF APPROVAL SHEET

Construction Notes

1. GARAGE WALLS & CEILING ADJACENT TO OR UNDER DWELLING TO BE FINISHED WITH MATERIALS APPROVED FOR ONE HOUR CONSTRUCTION (I.E.: 5/8" TYPE 'X' GYPSUM BOARD @ INTERIOR OF WALLS & 7/8" PLASTER @ EXTERIOR OF WALLS; AND TWO LAYERS OF TYPE 'X' GYPSUM BOARD @ CEILING) PER C.B.C. SECTION 302.4
2. ALL NEW BEARING WALLS, BEAMS AND COLUMNS, WHICH SUPPORT WALLS OR CEILING SEPARATING GARAGE FROM DWELLING SHALL ALSO BE FINISHED WITH MATERIALS APPROVED FOR ONE HOUR CONSTRUCTION PER C.B.C. SECTION 302.2
3. FIRE RESISTIVE COVERING ON COLUMNS EXPOSED TO PHYSICAL DAMAGE FROM MOVING VEHICLES SHALL BE PROTECTED WITH SHEET METAL COVERING OR APPROVED EQUAL. SHEET METAL COVERING SHALL BE 1-LAYER OF 12 GAUGE OR 2 LAYERS OF 18 GAUGE MATERIAL AND SHALL NOT BE LESS THAN 48" HIGHS
4. FIRE BLOCKING SHALL BE INSTALLED AT OPENING BETWEEN ATTIC AND CHIMNEY CHASE PER C.B.C. SECTION 709.2.1
5. ALL SMOKE ALARMS MUST RECEIVE THEIR PRIMARY POWER FROM THE BUILDING WIRING AND SHALL BE EQUIPPED WITH BATTERY BACK UP. SEE ALSO C.P.F.D. NOTE #4 THIS SHEET.
6. NEW STAIR: THE LARGEST RISE OR RUN MAY NOT EXCEED THE SMALLEST BY 3/8" PER C.B.C. SECTION 1009.3.3, 504
7. 7/8" EXTERIOR PLASTER TO BE INSTALLED OVER TWO LAYERS OF GRADE 'D' PAPER WHERE INSTALLED OVER WOOD FRAMING.
8. NEW TOILETS (1.6 GPM) SHOWERHEAD (2.5 GPM) AND FAUCETS (2.5 GPM) TO BE INSTALLED PER C.P.C. SECTION 402.
9. SAFETY GLAZING TO BE INSTALLED PER UBC SECTIONS 2406.3 & 2406.4 & UMC SEE 504.2
10. AUTOMATIC RESIDENTIAL FIRE SPRINKLER SYSTEM TO BE INSTALLED @ GARAGE PER PFD NOTE # 3/A.0



FREEMAN HOUSE RENOVATION



THIS DRAWING IS FOR DESIGN INTENT ONLY. STRUCTURAL, MECHANICAL AND ELECTRICAL ENGINEERING ARE THE RESPONSIBILITY OF THE CONTRACTOR. WRITTEN DIMENSIONS SHALL HAVE PRECEDENCE OVER SCALED DIMENSIONS. FABRICATOR TO VERIFY AND BE RESPONSIBLE FOR ALL DIMENSIONS AND CONDITIONS ON THE JOB. THIS DRAWING, ALONG WITH THE GENERAL BUILDING SPECIFICATIONS, ARE PART OF THE CONTRACT DOCUMENTS FOR FABRICATION OF THE BUILDING.

SCALE: AS NOTED	DRAWN BY: HB
	DRAWING DATE: 3/13/2019
SECTION: GUEST HOUSE	
TITLE: PROPOSED PLANS	
AREA: B	DRAWING #: 01
	SHEET #: 1